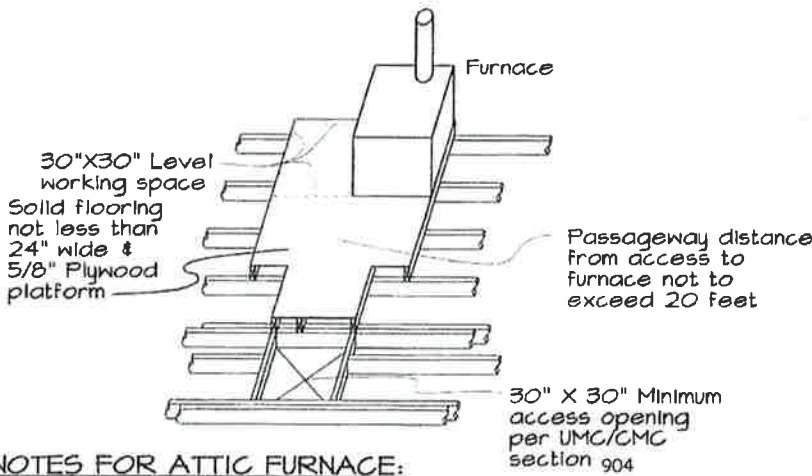
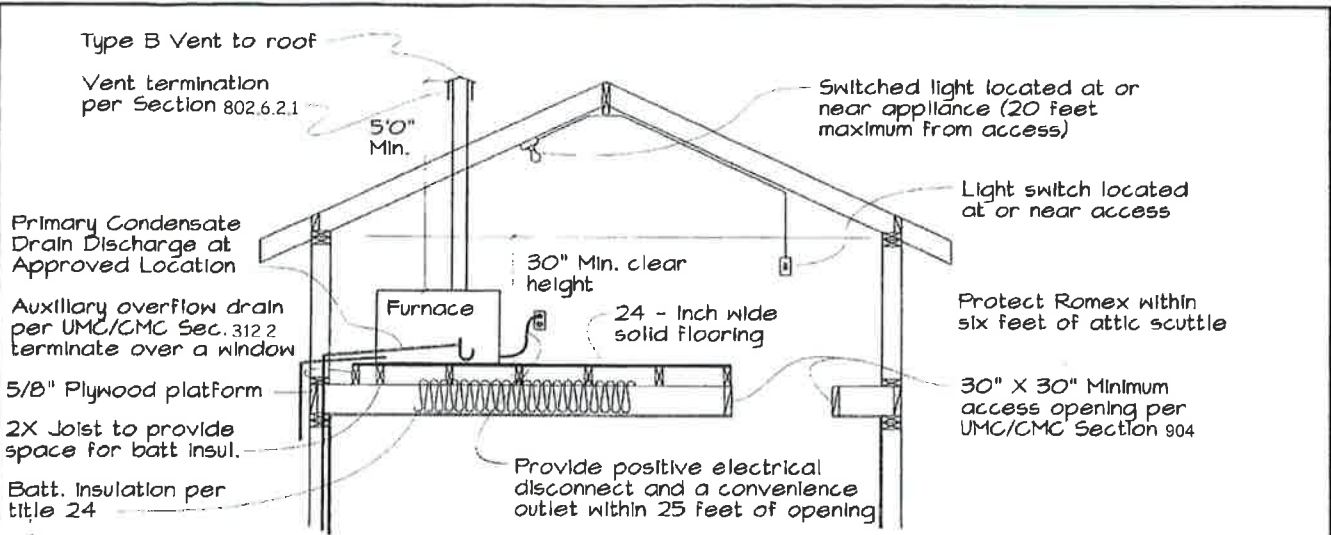


ATTIC HVAC UNITS REQUIREMENTS



GENERAL NOTES FOR ATTIC FURNACE:

- Upright furnaces may be installed in an attic or furred space more than five feet in height, provided the required listings and furnace and duct clearances are observed. Horizontal furnaces may be installed in an attic or furred space provided they require listings and furnaces and duct clearances are observed.
- Clearances of warm-air attic furnace from combustibles shall be as specified in Section 904 CMC.
- Attic or furred spaces where a warm-air furnace is installed, shall be accessible by an opening and passageway as large as the largest piece of the furnace and in no case less than thirty (30) inches by thirty (30) inches continuous from the opening to the furnace and its controls.
Exception: The access opening into the space may be twenty-two (22) inches by thirty (30) inches, provided the largest piece of equipment can be removed through the opening.
- The distance from the passageway access to furnace shall not exceed twenty (20) feet measured along the center line of the passageway. The passageway shall be unobstructed and shall have continuous solid flooring not less than twenty-four (24) inches wide from the entrance opening to the furnace.
- A level working platform not less than thirty (30) inches in depth and width shall be provided in front of the entire firebox side of the warm-air furnace, and if the furnace temperature-limit control, air filter, fuel-control valve, vent collar or air-handling unit is not serviceable from the firebox side of the furnace, a continuous floor not less than twenty-four (24) inches in width shall be provided from the platform in front of the firebox side of the furnace to and in front of this equipment.
Exception: A working platform need not be provided when the furnace can be serviced from the required access opening.
- A permanent electric outlet and lighting fixture controlled by a switch located at the required passageway opening shall be provided at or near the furnace.



ATTIC HVAC UNITS REQUIREMENTS

HELP FOR THE HOMEOWNER

[Signature]
Date: 6/6/16
Sheet 1 of 2

INSPECTION NOTES:

MECHANICAL NOTES:

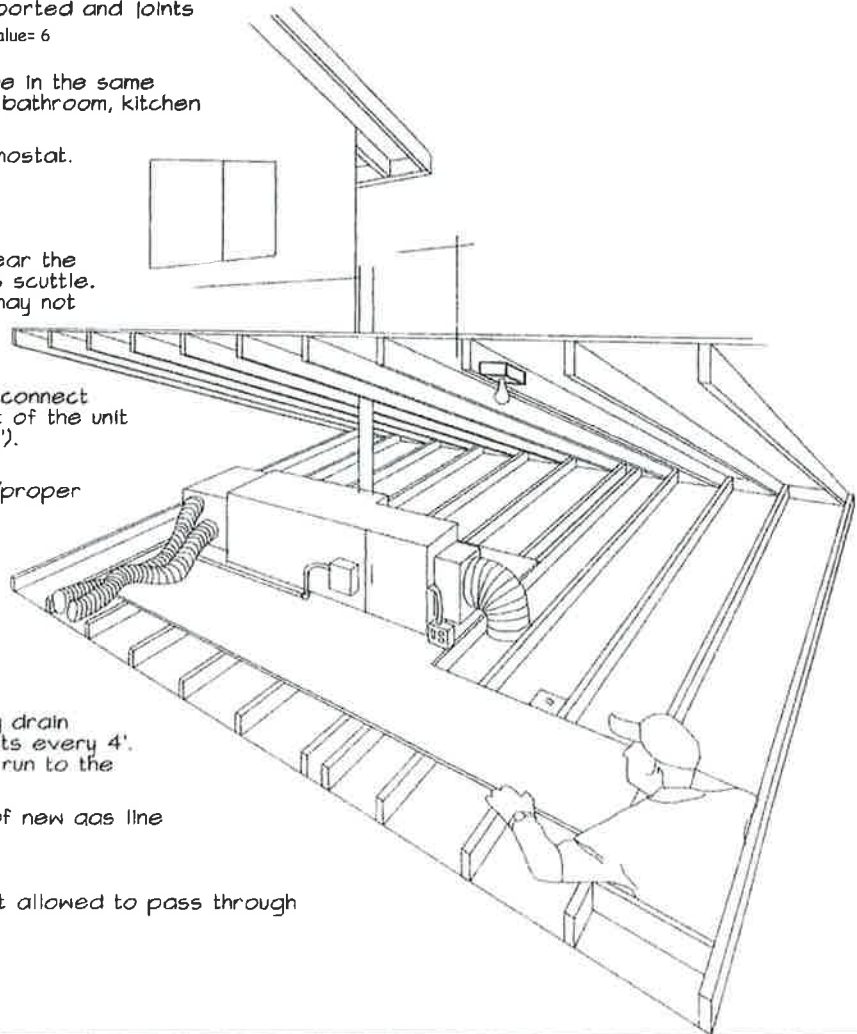
1. Installation instructions for the unit must be available for the inspection. In some cases the manufacturer's installation requirements will be more specific than code.
2. Properly support and secure the unit. (UMC 904)
3. Access scuttle to be the size of largest piece of equipment, but not less than 22" x 30" min.
4. Level working platform 30" deep x 30" wide at front or service side of unit.
5. Access walkway 24" wide continuous solid flooring, 30" x 30" min. clear passageway, 20' max. from scuttle access opening.
6. Gravity venting systems to be double wall Type "B" vent material and horizontal sections (46-60 degrees from vertical) not to exceed 75% of the overall height of the vent length. Only (1) 60 degree offset is permitted. Vent offsets more than 60 degrees are not permitted.
7. Gravity vent termination to be 1' above roof if slope of roof not greater than 6/12, steeper roofs require additional height. Termination to be 8' from vertical surfaces above roof line. All combustibles to be at least 1' from double wall vent. Overall vent height to be 5' min above vent collar of the FAU in the attic.
8. Adequate combustion air to be provided to the attic area.
9. Insulated ductwork properly supported and joints properly secured. Duct Insulation R-value= 6
10. Generally, return air inlet can't be in the same room as the appliance or in the bathroom, kitchen or closets.
11. Provide automatic setback thermostat.

ELECTRICAL NOTES:

1. Switched light and receptacle near the unit with switch near attic access scuttle.
Duplex receptacles may not upward.
2. Air conditioner condenser to be provided with a separate dedicated circuit and have a disconnect (fused or HACR breaker) in sight of the unit and readily accessible (within 50').
3. Identify breaker at meter panel/proper conductor size.
4. All electrical wiring within 6' of the attic access scuttle must be secured and protected by a guard strip to

PLUMBING NOTES:

1. Condensate drain and secondary drain 1/8" per ft min. slope with supports every 4'. On retrofit units both drains may run to the exterior.
2. Gas line air test if more than 6' of new gas line piping is added. 10lbs./15 min.
3. Gas shut-off within 3' of unit.
4. Gas supply flexes connectors not allowed to pass through the equipment housing.



ATTIC HVAC UNITS REQUIREMENTS HELP FOR THE HOMEOWNER

Date:

Sheet 2 of 2

[Handwritten Signature]

6/6/16
Date